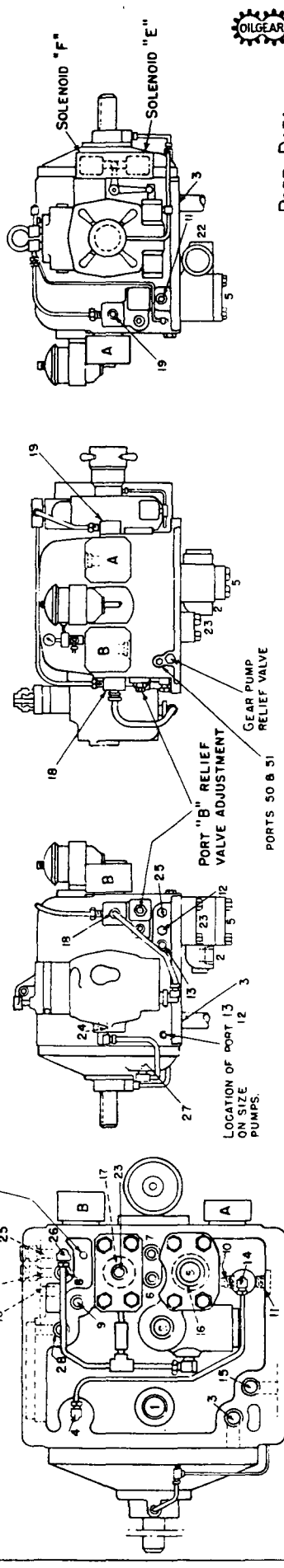
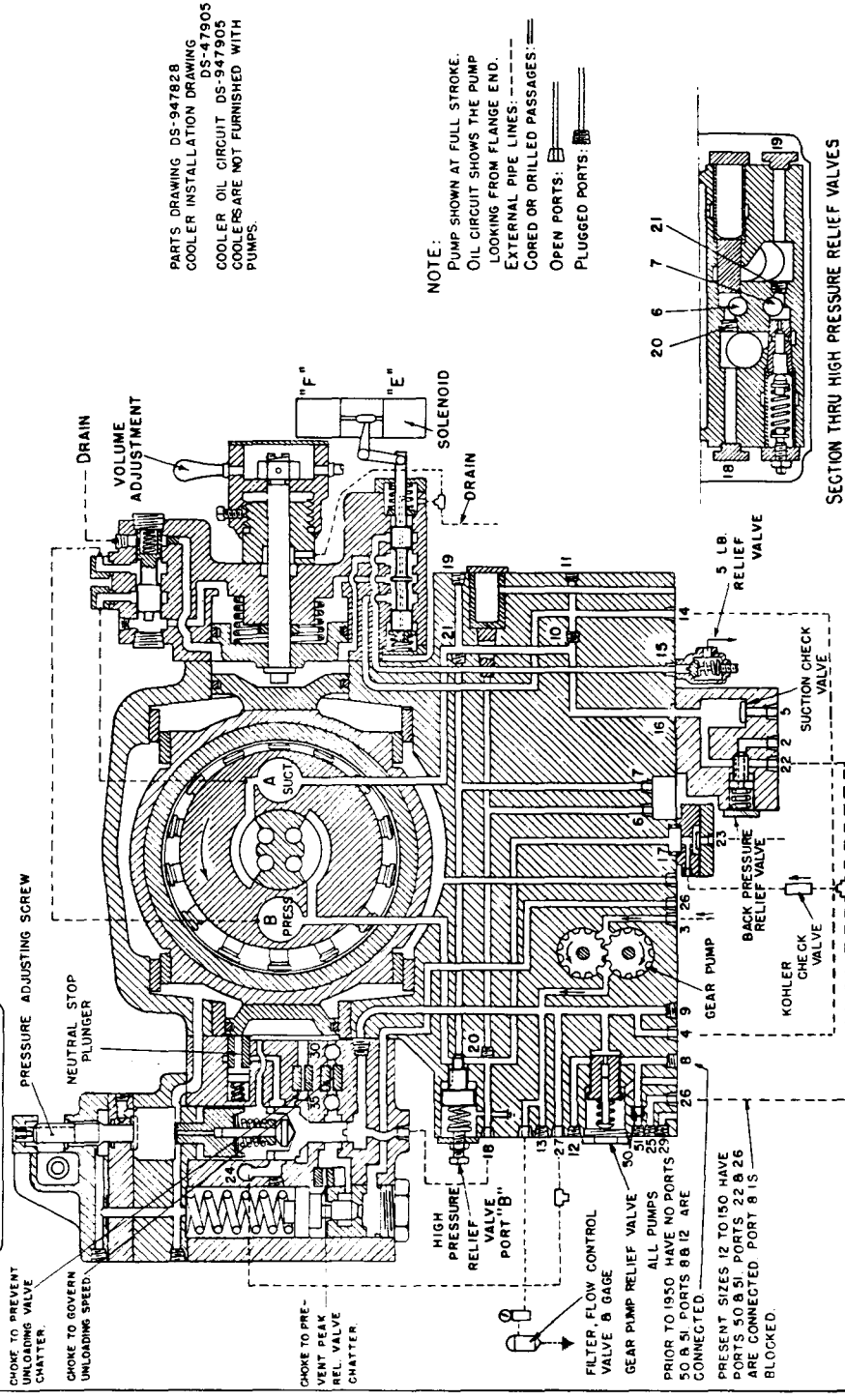


57862
 OIL CIRCUIT
 SPECIAL "OXP" PUMP
 CH G M
 UR J E
 APP E M



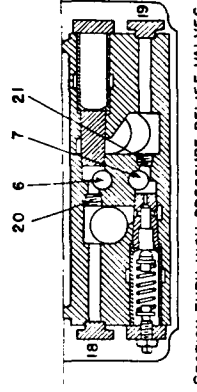
PORT DATA

Port No.	PUMP DESCRIPTION	PIPE TAP SIZE	12	20	35	80
A	RETURN CONNECTION	1/4"	1/4"	2"	2"	2"
B	HIGH PRESSURE CONNECT.	1/4"	1/4"	2"	2"	2"
1	CASE DRAIN	1/4"	1/4"	2"	2"	2"
2	EXCESS RETURN EXHAUST	1/4"	1/4"	2"	2"	2"
3	GEAR PUMP SUCTION	1/4"	1/4"	2"	2"	2"
4	GEAR PUMP PRESSURE	1/4"	1/4"	2"	2"	2"
5	PUMP SUCTION	1/4"	1/4"	2"	2"	2"
6	'A' REL. VALVE EXHAUST	1/4"	1/4"	2"	2"	2"
7	'B' REL. VALVE EXHAUST	1/4"	1/4"	2"	2"	2"
8	G.P. REL. VALVE EXHAUST	1/4"	1/4"	2"	2"	2"
9	GEAR PUMP PRESSURE	1/4"	1/4"	2"	2"	2"
10	'A' CORE TO CONTROL CONN.	1/4"	1/4"	2"	2"	2"
11	'A' SIDE CONTROL CONN.	1/4"	1/4"	2"	2"	2"
12	G.P. REL. VALVE EXHAUST	1/4"	1/4"	2"	2"	2"
13	GEAR PUMP PRESSURE	1/4"	1/4"	2"	2"	2"
14	'A' SIDE CONTROL CONN.	1/4"	1/4"	2"	2"	2"
15	'A' SIDE CONTROL EXH.	1/4"	1/4"	2"	2"	2"
16	'A' CORE SIZE	1/4"	1/4"	2"	2"	2"
17	'B' CORE SIZE	1/4"	1/4"	2"	2"	2"
18	'B' CORE CONNECTION	1/4"	1/4"	2"	2"	2"
19	'A' CORE CONNECTION	1/4"	1/4"	2"	2"	2"
20	'A' REL. VALVE CROSS CONN.	1/4"	1/4"	2"	2"	2"
21	'B' REL. VALVE CROSS CONN.	1/4"	1/4"	2"	2"	2"
22	STANDARD SUPERCHARGE	1/4"	1/4"	2"	2"	2"
24	GEAR PUMP CONNECT.	1/4"	1/4"	2"	2"	2"
25	AUXILIARY CONNECT.	1/4"	1/4"	2"	2"	2"
26	AUXILIARY CONNECT.	1/4"	1/4"	2"	2"	2"
27	GEAR PUMP PRESSURE	1/4"	1/4"	2"	2"	2"
28	'B' SIDE CONTROL EXH.	1/4"	1/4"	2"	2"	2"
29	OIL FILTER DRAIN	1/4"	1/4"	2"	2"	2"
30	GAGE CONNECTION	1/4"	1/4"	2"	2"	2"
35	PRESSURE CONNECTION	1/4"	1/4"	2"	2"	2"
50	G.P.R.V. EXHAUST	1/4"	1/4"	2"	2"	2"
51	ACCESS PORT TO PORT 50	1/4"	1/4"	2"	2"	2"



PARTS DRAWING DS-947828
 COOLER INSTALLATION DRAWING DS-94905
 COOLER OIL CIRCUIT DS-947905
 COOLERS ARE NOT FURNISHED WITH PUMPS.

NOTE:
 PUMP SHOWN AT FULL STROKE.
 OIL CIRCUIT SHOWS THE PUMP LOOKING FROM FLANGE END.
 EXTERNAL PIPE LINES: ---
 CORED OR DRILLED PASSAGES: ---
 OPEN PORTS: ---
 PLUGGED PORTS: ---



SECTION THRU HIGH PRESSURE RELIEF VALVES